

# 2010 Budget Survey

## Results Overview



Date: 3/4/2010 9:56 AM PST  
 Responses: Completes | Partial  
 Filter: No filter applied

### 1. Should transportation of students to and from school be reduced or eliminated?

Yes		107	55%
No		83	43%
No Opinion		5	3%

### 2. Should middle school extra-curricular programs be reduced or eliminated?

Yes		66	34%
No		122	63%
No Opinion		9	5%

### 3. Should high school extra-curricular programs be reduced or eliminated?

Yes		46	24%
No		146	75%
No Opinion		3	2%

### 4. Should pay-to-participate fees be reinstated at the middle school in order to maintain extra-curricular programs?

Yes		167	86%
No		22	11%
No Opinion		6	3%

### 5. Should the average elementary class size be increased by 3 to 5 students per class? (average class size is currently 22)



Yes		92	47%
No		99	51%
No Opinion		4	2%

### 6. Should the average middle school class size be increased by 3 to 5 students per class? (average class size is currently 25)



Yes		94	49%
No		95	49%

No Opinion		4	2%
------------	---	---	----




**7.** Should the average high school class size be increased by 3 to 5 students per class? (average class size is currently 25)

Yes		109	56%
No		80	41%
No Opinion		5	3%


**8.** Should the number of middle school "encore" or "specials" courses be reduced?

Yes		80	41%
No		96	49%
No Opinion		18	9%

**9.** Should the number of high school elective courses be reduced?

Yes		56	29%
No		129	66%
No Opinion		10	5%

**10.** Do you have any children age 17 years or younger living in your household?

Yes		162	83%
No		33	17%
Total		195	100%

**11.** If yes, do they attend Bridgman Public Schools?

Yes		156	83%
No		6	3%
Not Applicable		26	14%